
BEST MARINE
DESIGN SERVICES

We are a team specialists in naval architecture and structural engineering that focuses on delivering complete designs for specialised vessels, yachts, houseboats, office boats, fishing boats, catamarans, pontoons.

Our job is to enable our clients to realise their goals through top class engineering and outstanding customer support in a clear, cost effective and reliable manner.

BEST MARINE
DESIGN SERVICES

MAXSURF

Naval Architecture Applications for all Types of Vessels

Bentley Advancing Infrastructure

CONNECT Edition

MAXSURF offers comprehensive capabilities for the design of all types of marine vessels. MAXSURF includes capabilities for hull modeling, stability, motions and resistance prediction, structural modeling, structural analysis, and export to vessel detailing. MAXSURF applications operate from a single parametric 3D model that facilitates smooth communication and coordination among different team members and design activities.

Key Capabilities

Modeling

- Trimmed NURB surfaces
- Dynamic trimming
- Fast, intuitive modeling

Stability

- Intact and damaged
- Integrated weight editor
- Integrated compartment editor
- Comprehensive stability criteria
- Probabilistic damage

Resistance

- Planing, displacement, and sailing
- Slender body CFD
- Wake prediction

Motions

Monohull and multihulls

- RAOs and accelerations

Structure

- Shell plates
- Shell stringers
- Frames, decks, bulkheads
- Beam and plate FEA

Modeler
3D Surface modelling

Stability
Stability and longitudinal strength

Resistance, VPP
Resistance prediction, sailing performance.

Motions
Motions prediction

Structure
Initial structural design, plate development

Multiframe
Structural strength analysis

BEST MARINE
DESIGN SERVICES

Bentley
Advancing Infrastructure

BENTLEY | MAXSURF
COMPARTIMENT MODELLING

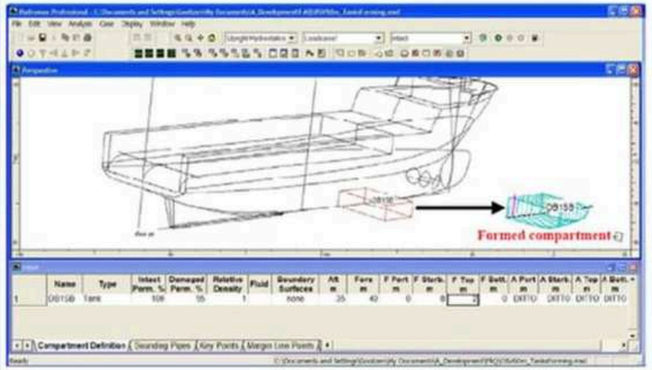

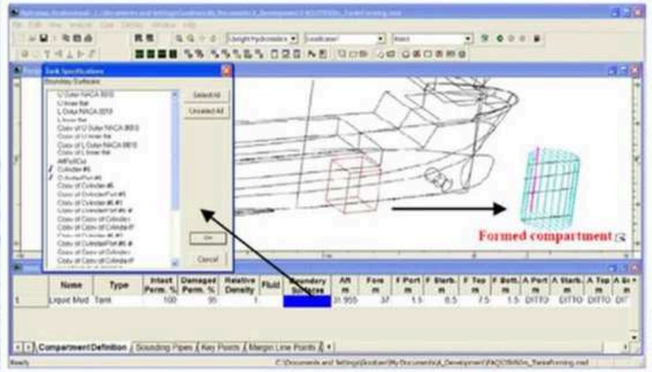

BENTLEY | MAXSURF
LOADCASES



BENTLEY | MAXSURF
CROSS-FLOODING ARRANGEMENTS

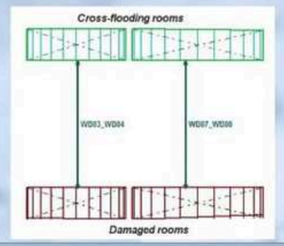



BENTLEY | MAXSURF
KEY POINTS

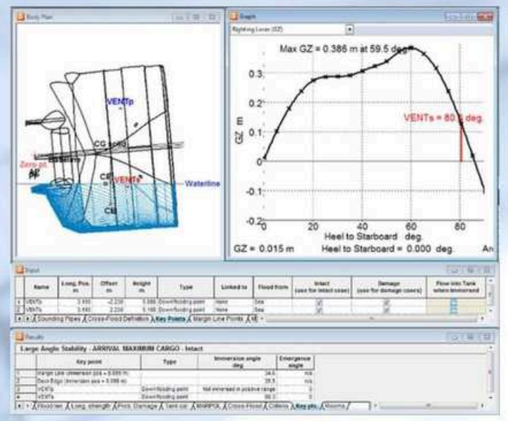

BENTLEY | MAXSURF
MARGIN LINE AND DECK EDGE

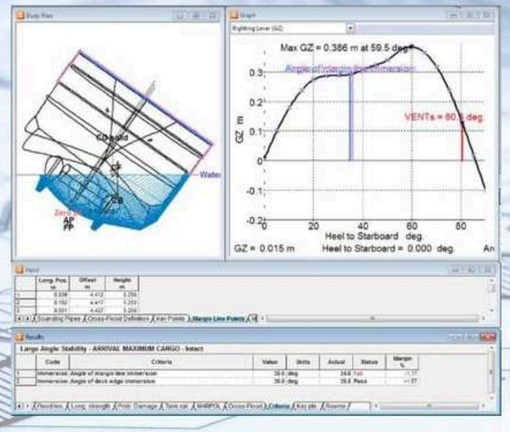

BENTLEY | MAXSURF
BULKHEADS AND MODULUS

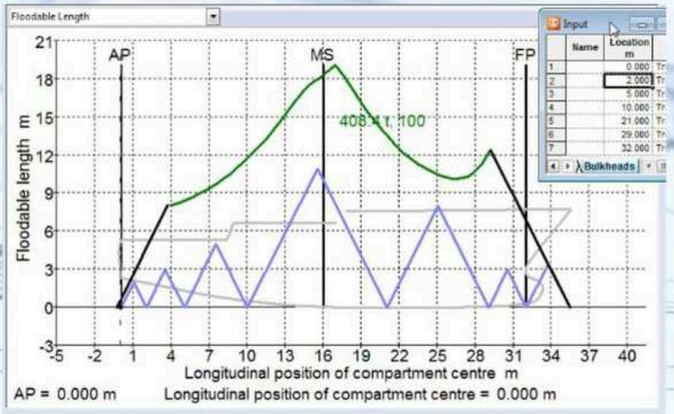

BEST MARINE
DESIGN SERVICES

BEST MARINE
DESIGN SERVICES

★CATAMARANS



BEST MARINE
DESIGN SERVICES

CATAMARAN

LOA: 12.64 M
BEAM 6M
DRAFT 0.8M



BEST MARINE
DESIGN SERVICES

ENGINES OUTBOARD
2 X 350HP



BEST MARINE
DESIGN SERVICES

ENGINES OUTBOARD
2 X 350HP

RevNo.	Revision note	Date	Signature	Checked

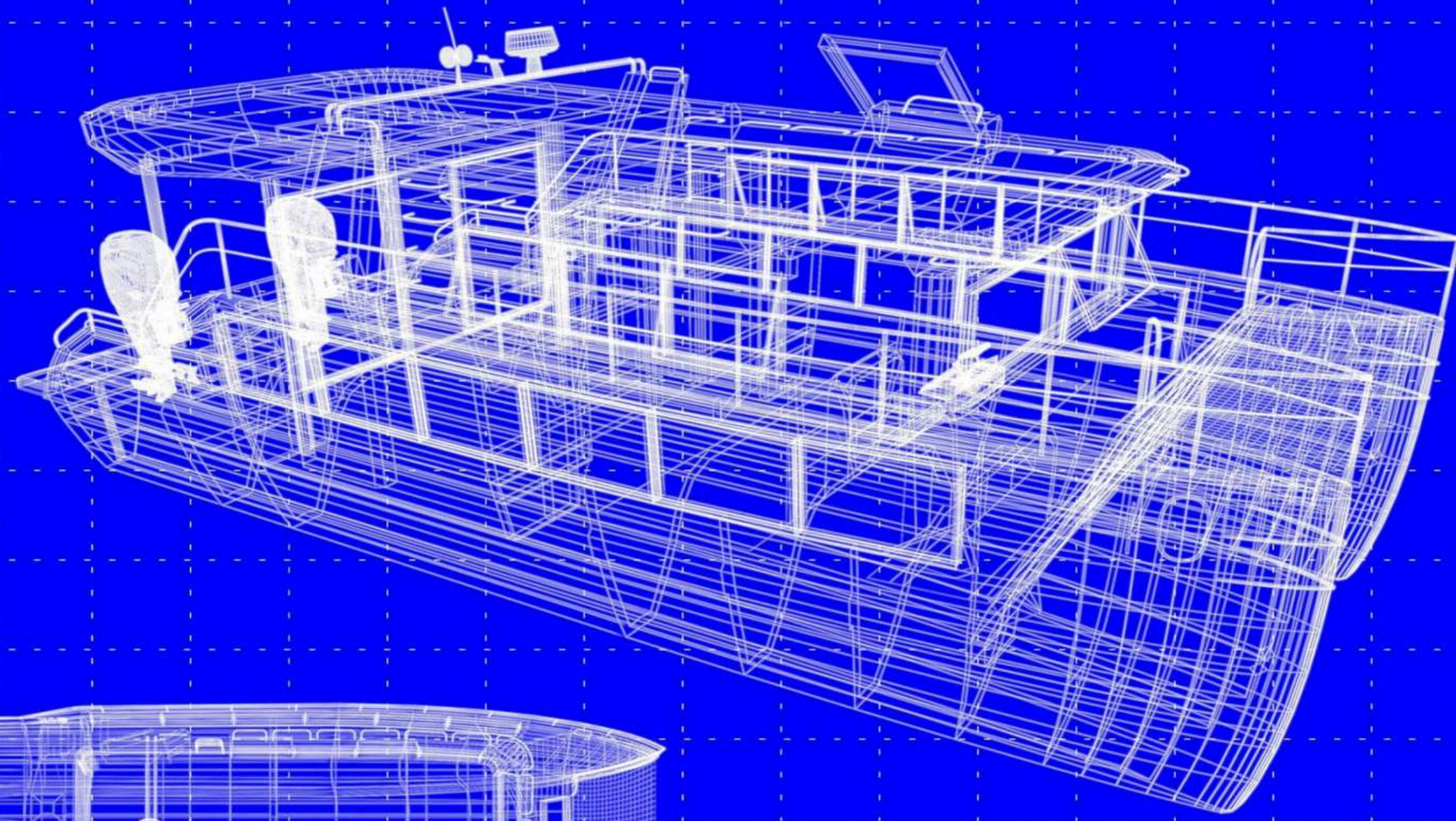

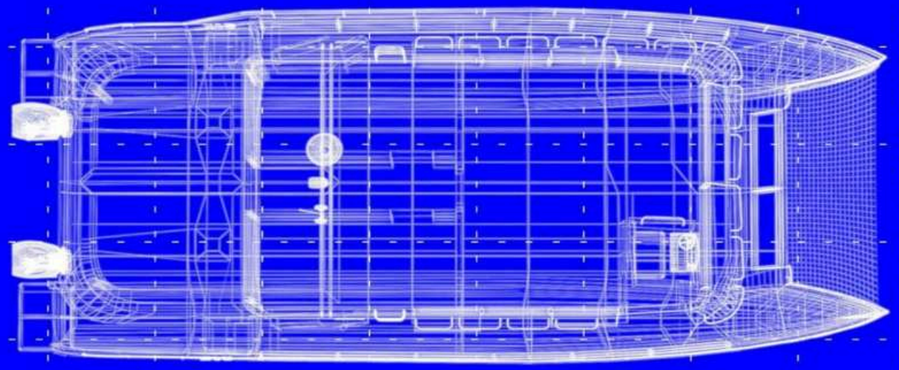

FILE NAME CFX CATAMARAN 13x6M	SHEET A207	SCALE 1:16
SIZE	CATAMARAN	
DRAWN CFX CATAMARAN	GENERAL VIEW	
CHECK		
APPR.		
ISSUED		
REV R0	DWG NO	
BEST MARINE DESIGN SERVICES LLC	BMDS-202/23	

BEST MARINE
DESIGN SERVICES

LOA: 12.64 M
BEAM 6M
DRAFT 0.8M



BEST MARINE
DESIGN SERVICES

LOA: 12.64 M
BEAM 6M
DRAFT 0.8M



BEST MARINE
DESIGN SERVICES

LOA: 12.64 M
BEAM 6M
DRAFT 0.8M



BEST MARINE
DESIGN SERVICES



BEST MARINE
DESIGN SERVICES

CATAMARAN

LOA: 15 M
BEAM 6M
DRAFT 0.8M

DECKS AREA
180SQM



BEST MARINE
DESIGN SERVICES

ENGINES OUTBOARD
2 X 300HP



BEST MARINE
DESIGN SERVICES

MAIN DECK
INDOOR 65SQM
OUTDOOR 23SQM
TOTAL 90SQM



BEST MARINE
DESIGN SERVICES

UPPER DECK
INDOOR 39SQM
OUTDOOR 61SQM
TOTAL 90SQM



BEST MARINE
DESIGN SERVICES

UPPER DECK

INDOOR 39SQM

OUTDOOR 61SQM

TOTAL 90SQM

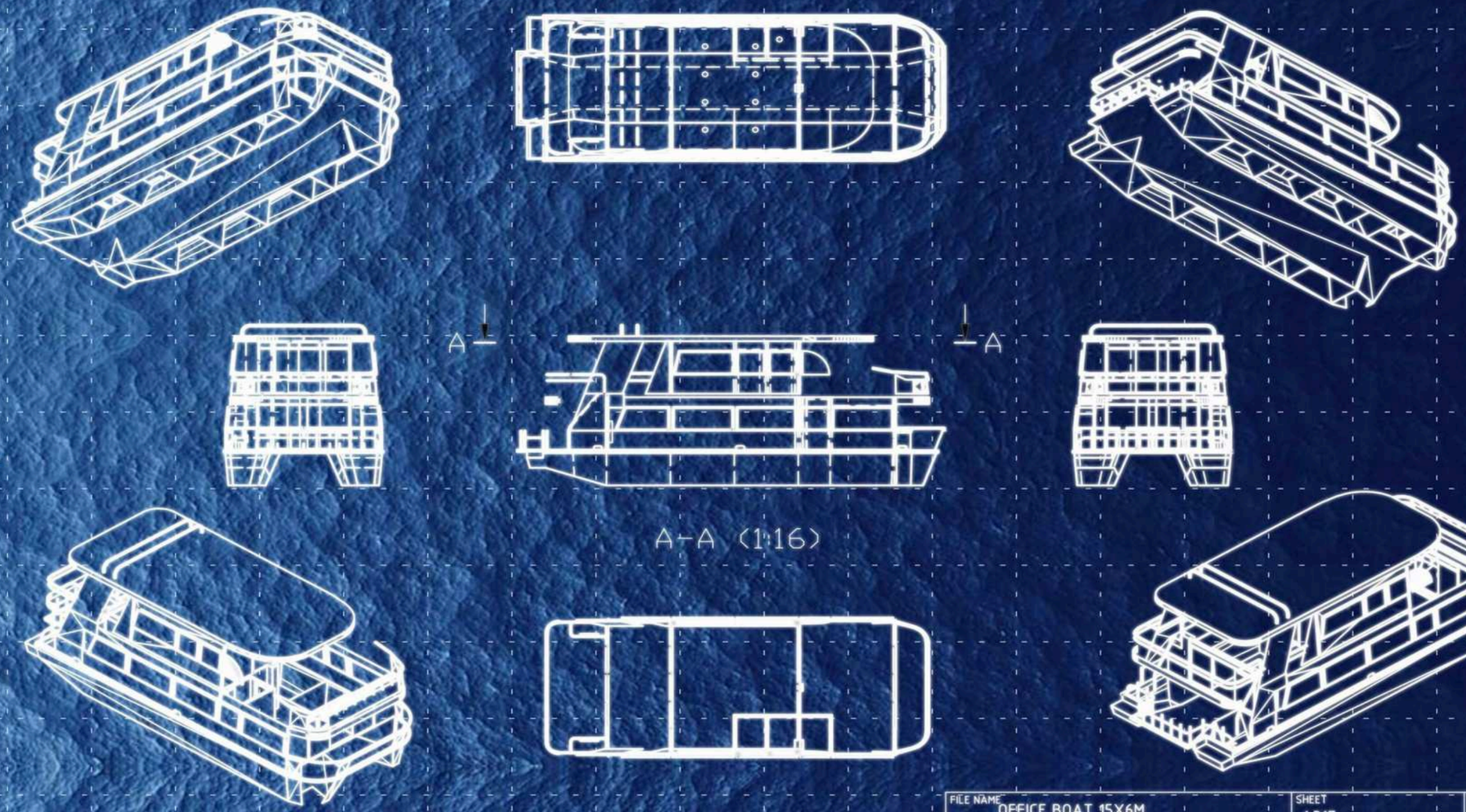

RevNo	Revision note	Date	Signature	Checked

FILE NAME	OFFICE BOAT 15X6M
SIZE	
DRAWN	8/26/2023
CHECK	
APPR.	
ISSUED	
REV	R07
	BEST MARINE DESIGN SERVICES LLC

SHEET	A317
SCALE	1:16
	OFFICE BOAT
	GENERAL VIEW
DWG NO	BMDS-235/23

BEST MARINE
DESIGN SERVICES

★HOUSEBOAT 20M



BEST MARINE
DESIGN SERVICES

TRIMARAN

LOA: 20 M
BEAM 7.2M
DRAFT 0.8M

DECKS AREA
252SQM



BEST MARINE
DESIGN SERVICES

ENGINES OUTBOARD
2 X 300HP



BEST MARINE
DESIGN SERVICES

ENGINES OUTBOARD
2 X 300HP

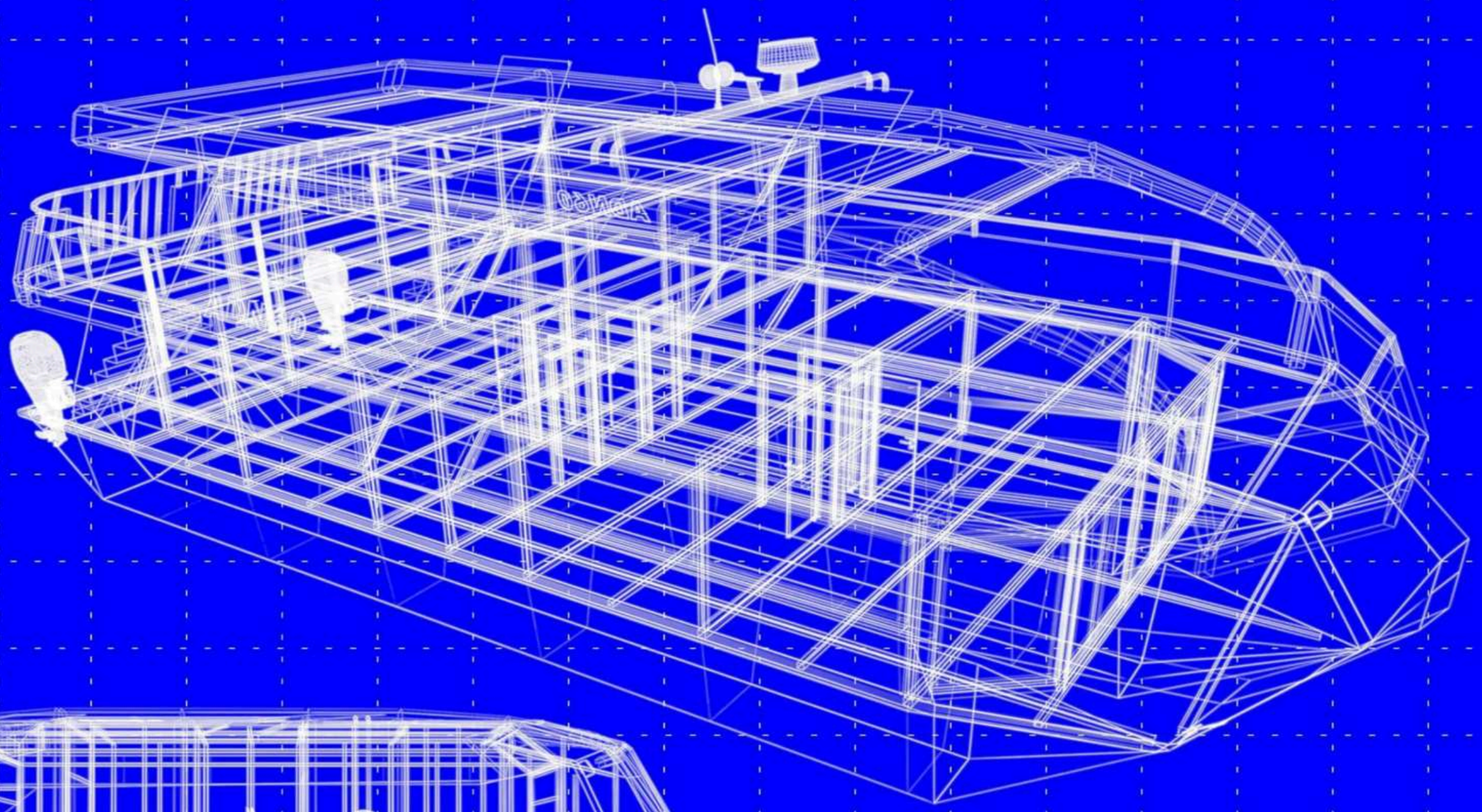

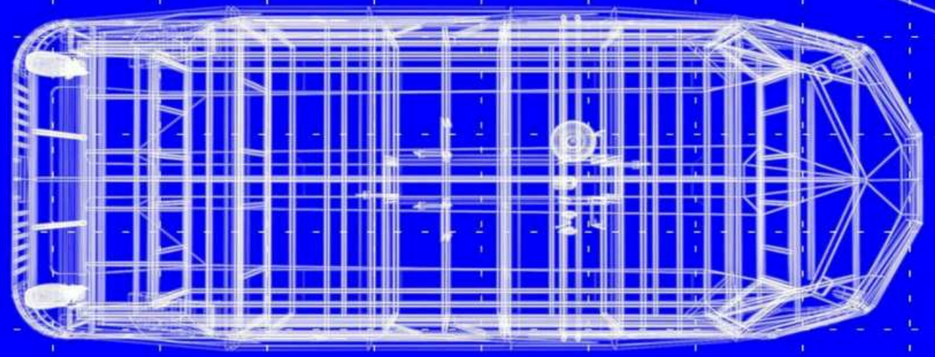

RevNo	Revision note	Date	Signature	Checked

FILE NAME	ADN60 HOUSEBOAT 20X7.2M
SIZE	
DRAWN	ADN60 TRIMARAN
CHECK	
APPR.	
ISSUED	
REV	R4
	BEST MARINE DESIGN SERVICES LLC

SHEET	A408
SCALE	1:16
	TRIMARAN
	GENERAL VIEW
DWG NO	BMDS-125/23

BEST MARINE
DESIGN SERVICES

MAIN DECK

LIVING ROOMS
STERN 6.8 X 4.8M
33SQM
BOW 6.8 X 3.6M
25SQM
BEDROOMS 33SQM

INDOOR 91SQM

OUTDOOR 35SQM

TOTAL MAIN DECK
126SQM



BEST MARINE
DESIGN SERVICES

MAIN DECK









BEST MARINE
DESIGN SERVICES

UPPER DECK

INDOOR 34SQM

OUTDOOR 92SQM

TOTAL UPPER DECK
126SQM



BEST MARINE
DESIGN SERVICES

UPPER DECK









BEST MARINE
DESIGN SERVICES

★HOUSEBOAT PEARL



BEST MARINE
DESIGN SERVICES

PEARL
HOUSEBOAT

LOA: 15 M
BEAM 6M
DRAFT 0.6M

DECK AREA
180SQM



BEST MARINE
DESIGN SERVICES

PEARL
HOUSEBOAT

LOA: 15 M
BEAM 6M
DRAFT 0.6M

DECK AREA
180SQM



BEST MARINE
DESIGN SERVICES

PEARL
HOUSEBOAT

LOA: 15 M
BEAM 6M
DRAFT 0.6M

DECK AREA
180SQM







BEST MARINE
DESIGN SERVICES

PEARL
HOUSEBOAT

LOA: 15 M
BEAM 6M
DRAFT 0.6M

DECK AREA
180SQM











BEST MARINE
DESIGN SERVICES

PEARL DL
HOUSEBOAT

LOA: 15 M
BEAM 6M
DRAFT 0.6M

DECK AREA
180SQM



BEST MARINE
DESIGN SERVICES

PEARL DL
HOUSEBOAT

LOA: 15 M
BEAM 6M
DRAFT 0.6M

DECK AREA
180SQM



BEST MARINE
DESIGN SERVICES

PEARL DL
HOUSEBOAT

LOA: 15 M
BEAM 6M
DRAFT 0.6M

DECK AREA
180SQM











BEST MARINE
DESIGN SERVICES

PEARL SL
HOUSEBOAT

LOA: 15 M
BEAM 6M
DRAFT 0.6M

DECK AREA
180SQM







BEST MARINE
DESIGN SERVICES

★SMALL HOUSEBOAT



BEST MARINE
DESIGN SERVICES

SMALL HOUSEBOAT

LOA: 9 M
BEAM 4M
DRAFT 0.4M

DECK AREA
36SQM



BEST MARINE
DESIGN SERVICES

SMALL HOUSEBOAT

LOA: 9 M
BEAM 4M
DRAFT 0.4M

DECK AREA
36SQM



BEST MARINE
DESIGN SERVICES

SMALL HOUSEBOAT



BEST MARINE
DESIGN SERVICES

SMALL HOUSEBOAT



BEST MARINE
DESIGN SERVICES

★ FISHING BOATS



BEST MARINE
DESIGN SERVICES

FISHING BOAT
LOA: 14.2 M
BEAM 4.1M
DRAFT 0.6M

DECKS AREA
50SQM



BEST MARINE
DESIGN SERVICES

FISHING BOAT
LOA: 14.2 M
BEAM 4.1M
DRAFT 0.6M

DECKS AREA
50SQM



BEST MARINE
DESIGN SERVICES

FISHING BOAT

STEEP HULL







A stepped hull has breaks which are intended to reduce the amount of surface area in contact with the water.

BEST MARINE
DESIGN SERVICES

FISHING BOAT

STEEP HULL

As the aspect ratio of the hull lifting surface increases, so does the efficiency.
With a single hull surface displaying a 1:3 aspect ratio (where the length is three times that of the width of the hull), a stepped hull creates instead three short, wide, high-aspect surfaces which are in turn far more efficient.

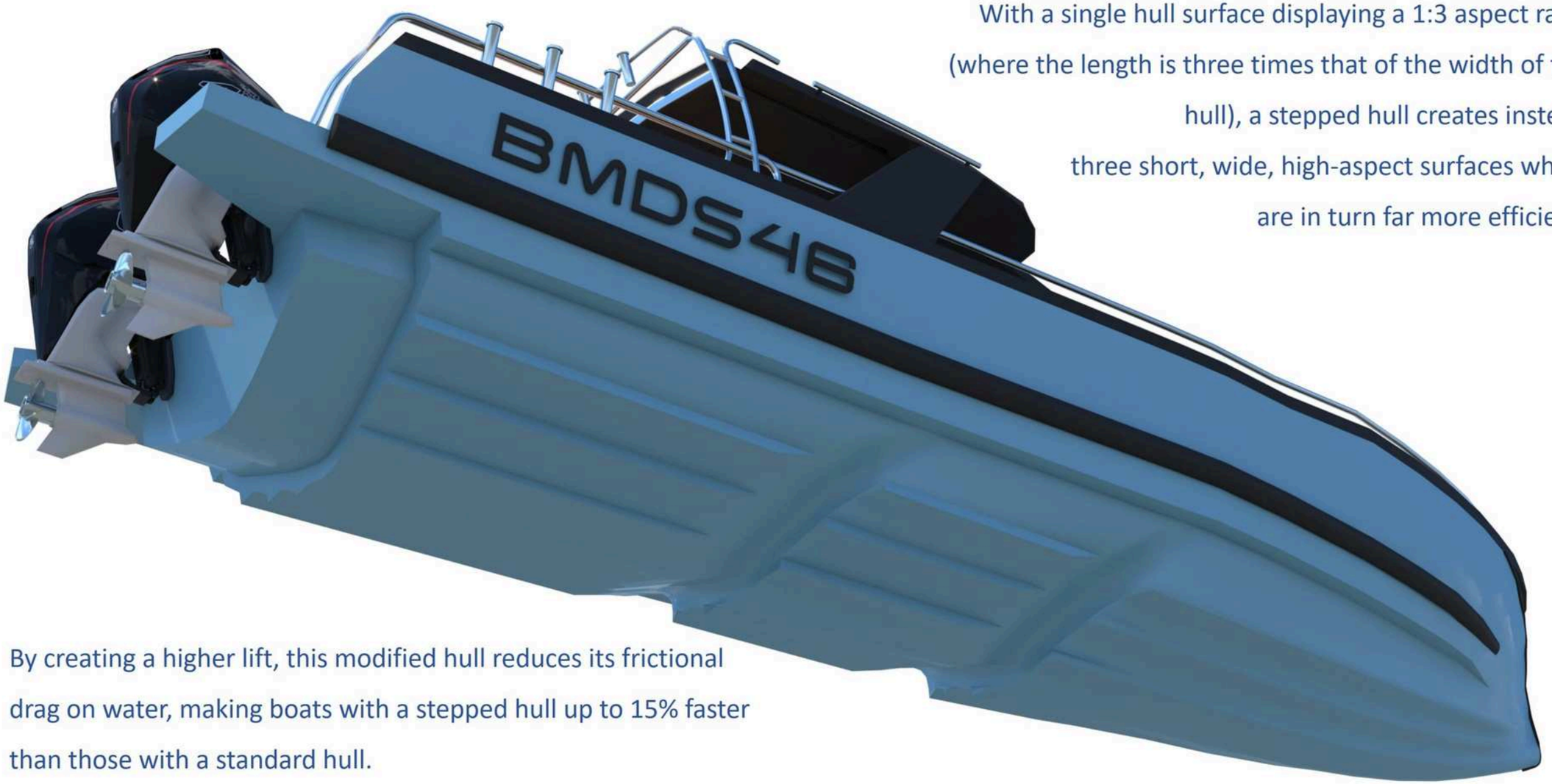

By creating a higher lift, this modified hull reduces its frictional drag on water, making boats with a stepped hull up to 15% faster than those with a standard hull.
A stepped hull also distributes this lift more evenly, making your vessel more level at higher speeds with a consistent trim angle.

BEST MARINE
DESIGN SERVICES

FISHING BOAT

STEEP HULL

RevNo	Revision note	Date	Signature	Checked

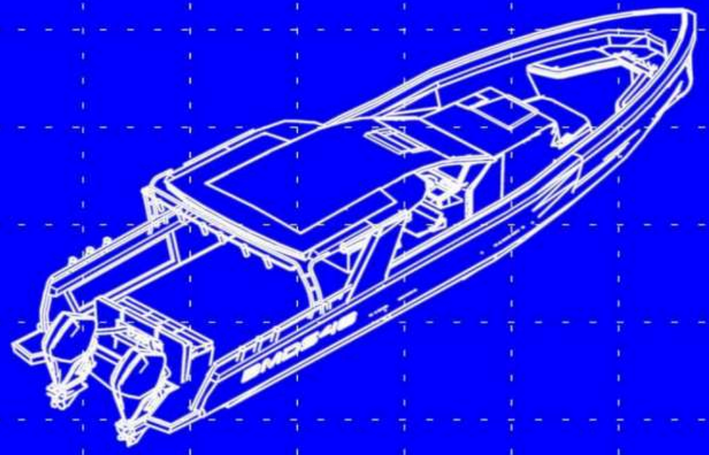

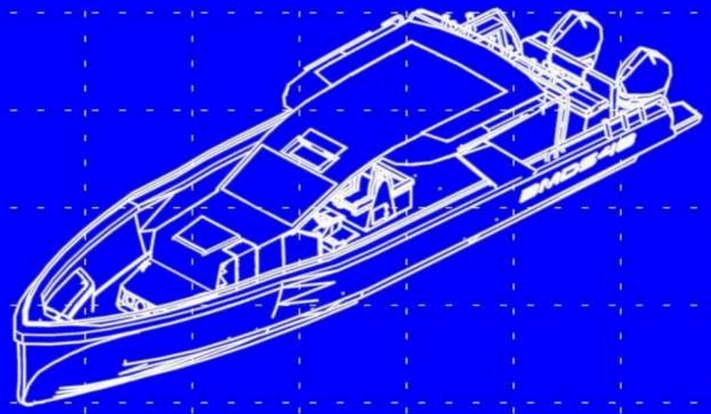

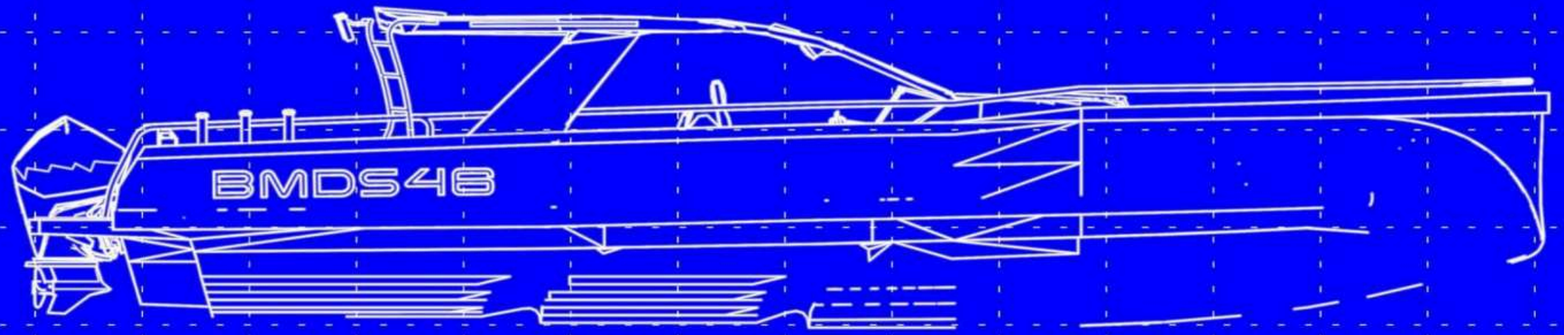

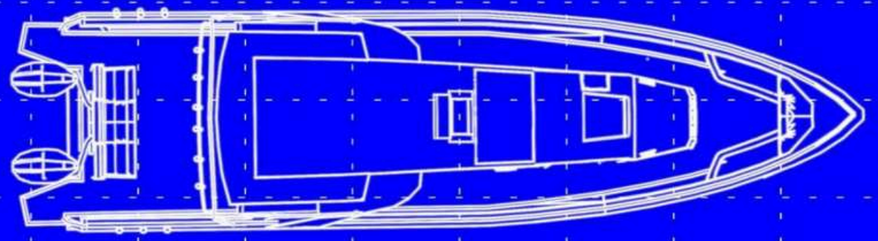

FILE NAME	BMDS 46 FISHING BOAT 14.2X4.1M	SHEET A307	SCALE 1:16
SIZE			
DRAWN	BMDS 46 STEP HULL	FISHING BOAT STEP HULL	
CHECK		GENERAL VIEW	
APPR.			
ISSUED			
REV	R5	DWG NO BMDS-134/23	
BEST MARINE DESIGN SERVICES LLC			

BEST MARINE
DESIGN SERVICES

★ FLOATING VILLA



BEST MARINE
DESIGN SERVICES

FLOATING VILLA

LOA 19.6M
BEAM 10M
DRAFT 1.4M
WEIGHT ~ 87T
AIR DRAFT 5.8M
HULL MARINE STEEL
NOTATION CLASS A
COASTAL WATERS
INDOOR AREA 275M²
OUTDOOR AREA 115M²
3 SUITES
MASTER BEDROOM 51M²
LIVING ROOM 74M²
OPEN KITCHEN 14M²
POOL AREA 20M²
POWER INLET
220V/3P/64A



BEST MARINE
DESIGN SERVICES

FLOATING VILLA







BEST MARINE
DESIGN SERVICES

FLOATING VILLA









BEST MARINE
DESIGN SERVICES

FLOATING VILLA













BEST MARINE
DESIGN SERVICES

FLOATING VILLA



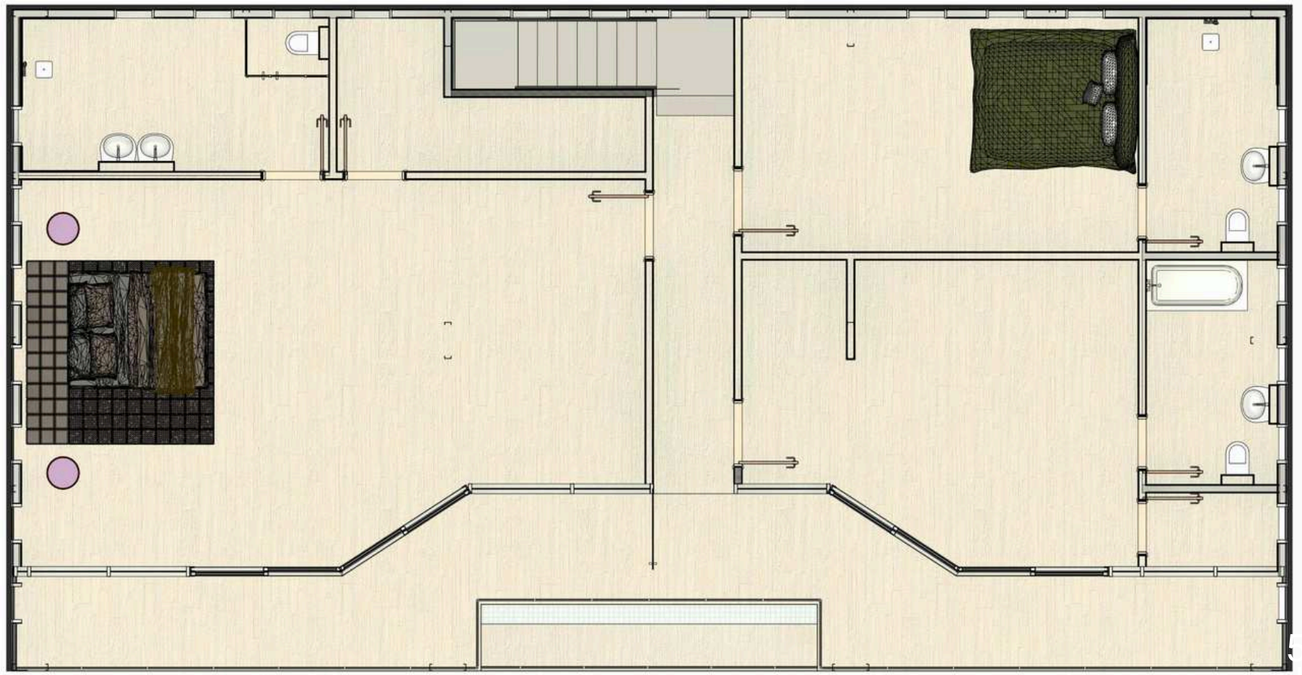

BEST MARINE
DESIGN SERVICES

FLOATING VILLA

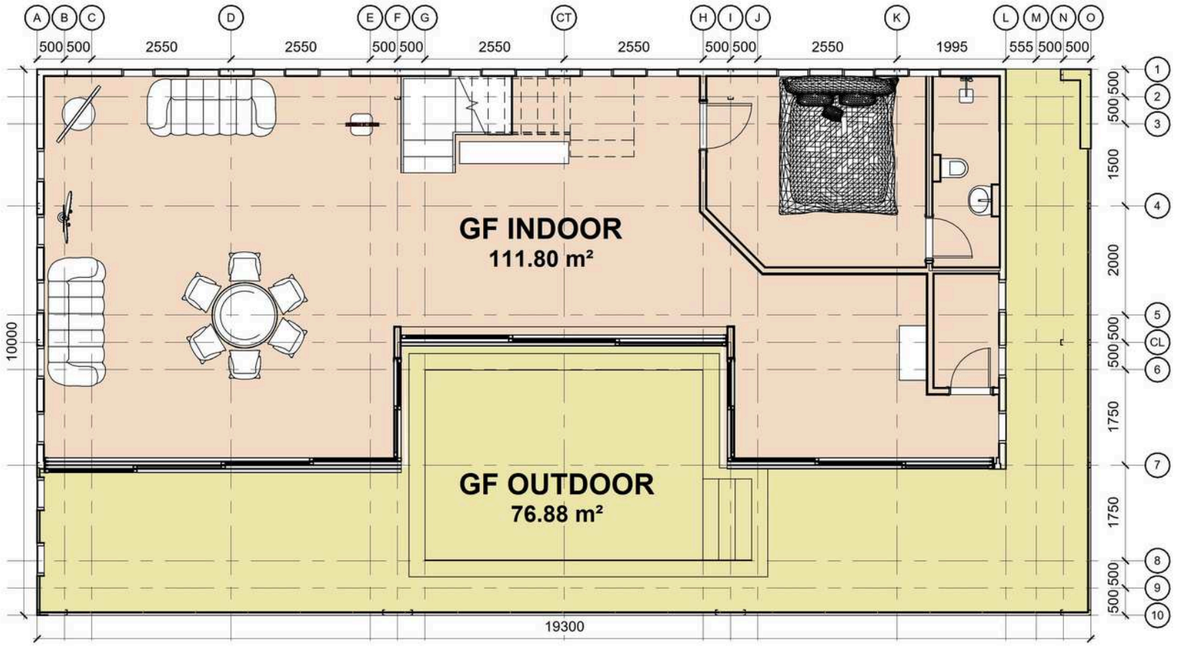

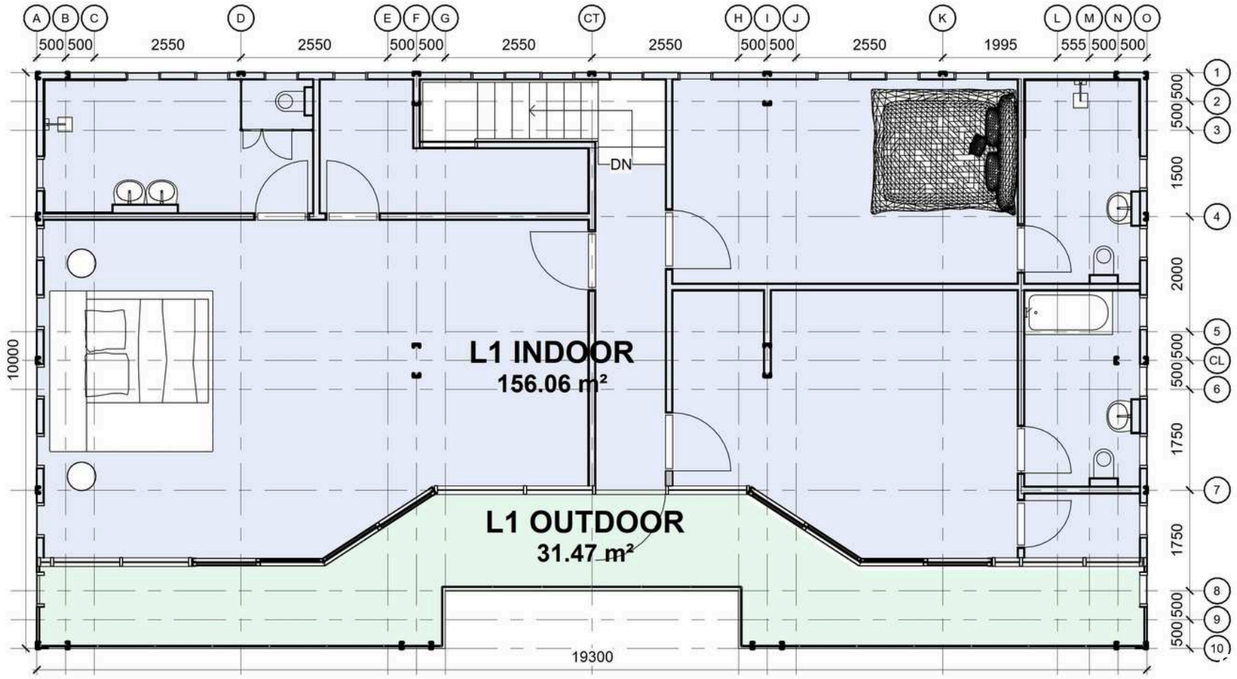

BEST MARINE
DESIGN SERVICES

FLOATING VILLA

Area Schedule (Gross Building) /LEVEL

Level	Name	Comments	Area	Perimeter
GF	GF INDOOR	INDOOR AREA	111.80 m²	53.7
GF	GF OUTDOOR	OUTDOOR AREA	76.88 m²	63.0
GF			188.68 m²	
L1	L1 INDOOR	INDOOR AREA	156.06 m²	56.5
L1	L1 OUTDOOR	OUTDOOR AREA	31.47 m²	44.0
L1			187.53 m²	
Grand total			376.21 m²	

Area Schedule (Gross Building) /TYPE

Level	Comments	Name	Area	Perimeter
GF	INDOOR AREA	GF INDOOR	111.80 m²	53.7
L1	INDOOR AREA	L1 INDOOR	156.06 m²	56.5
INDOOR AREA			267.86 m²	
GF	OUTDOOR AREA	GF OUTDOOR	76.88 m²	63.0
L1	OUTDOOR AREA	L1 OUTDOOR	31.47 m²	44.0
OUTDOOR AREA			108.35 m²	
Grand total			376.21 m²	

BEST MARINE
DESIGN SERVICES

★ FLOATING VILLA COMPLEX



BEST MARINE
DESIGN SERVICES

FLOATING VILLA COMPLEX

NESTLED IN THE TRANQUIL WATERS OF RAS AL-KHAIMAH, THIS ONE-OF-A-KIND FLOATING RESORT REDEFINES LUXURY LIVING WITH 20 EXCLUSIVE VILLAS, EACH FEATURING PRIVATE TERRACES AND INFINITY POOLS, OFFERING AN UNPARALLELED EXPERIENCE OF COMFORT, PRIVACY, AND SECLUSION.

DESIGNED AS THE ULTIMATE ESCAPE, THE RESORT SEAMLESSLY BLENDS MODERN ELEGANCE WITH THE TIMELESS BEAUTY OF NATURE, ALLOWING GUESTS TO UNWIND IN A SERENE OASIS WHILE BEING EMBRACED BY THE GENTLE RHYTHM OF THE SEA. EACH LUXURIOUS VILLA IS METICULOUSLY CRAFTED FOR COMFORT AND EXCLUSIVITY, BOASTING STUNNING PANORAMIC VIEWS OF THE SURROUNDING LANDSCAPE, ENSURING A TRULY IMMERSIVE WATERFRONT RETREAT.



BEST MARINE
DESIGN SERVICES

FLOATING VILLA COMPLEX







BESTMARINE
DESIGN SERVICES

FLOATING VILLA COMPLEX

At our Floating Villas, **our PADI & SSI-certified instructors ensure a safe and unforgettable diving experience for all skill levels.**

- Beginners: **One-on-one coaching** in a controlled, safe environment.
- **Professional Divers:** Deep dives, night dives, and technical training.
- **Snorkeling & Freediving:** Master breath control and explore with ease.
- **Safety & Conservation:** Eco-friendly diving techniques to protect marine life

With a commitment to excellence and adventure, our trainers will guide you through an extraordinary diving journey, unlocking the wonders of the deep with skill and care. **Dive with the best—explore with confidence.**







BESTMARINE
DESIGN SERVICES

FLOATING VILLA COMPLEX

PONTOON

24x4M
Liniar Segments

Two Degrees Angle in between Liniar Segments attached to Villas

Five Degrees Angle in between Liniar access branches

01 **Electrical Equipment**
A range of suitable electrical sockets and electric hook-up units will fit our marina

02 **Cleats & Mooring Bollards**
Various mooring fixings available

03 **Emergency & Rescue**
Emergency cabinets contain fire fighting, first aid and water rescue equipment for marina





BESTMARINE
DESIGN SERVICES

FLOATING VILLA COMPLEX

EXCLUSIVE WATERFRONT LIVING

Immerse yourself in luxury with elegant design, private pools, and stunning ocean views. Experience the perfect blend of seclusion and sophistication, where every moment is pure serenity.

400 sqm
Total Area

80 sqm
Terraces

20 sqm
Swimming Pool









BEST MARINE
DESIGN SERVICES

FLOATING VILLA COMPLEX

Features & Specifications





ALUMINUM CLADDINGS

ALUMINUM

- ALuK SL50 CURTAINWALL .
- ALuK SG50_TOP HUNG WINDOWS.
- ALuK 63TT DOORS.
- ALuK SC 140TT_LIFT&SLIDE DOORS.
- ALUMINUM FINISH_SUPER DURABLE FINISH

GLAZING

- GL 1 VISION GLASS_DOORS AND WINDOWS
- 32MM DOUBLE GLASS UNIT.
- 6MM REFLECTIVE TEMPRED GLASS (external).
- 20MM AIRSPACE.
- 6MM CLEAR TEMPRED GLASS (internal).

ACP CLADING

- 4mm thk. ACP PANEL.
- G.I. ROCKOOL PIN.
- 50mm thk. ROCKOOL INSULATION WITH ALUMINUM FOIL
- FACE DENSITY:50Kg/m3.

BEST MARINE
DESIGN SERVICES

FLOATING VILLA COMPLEX

Areas GF

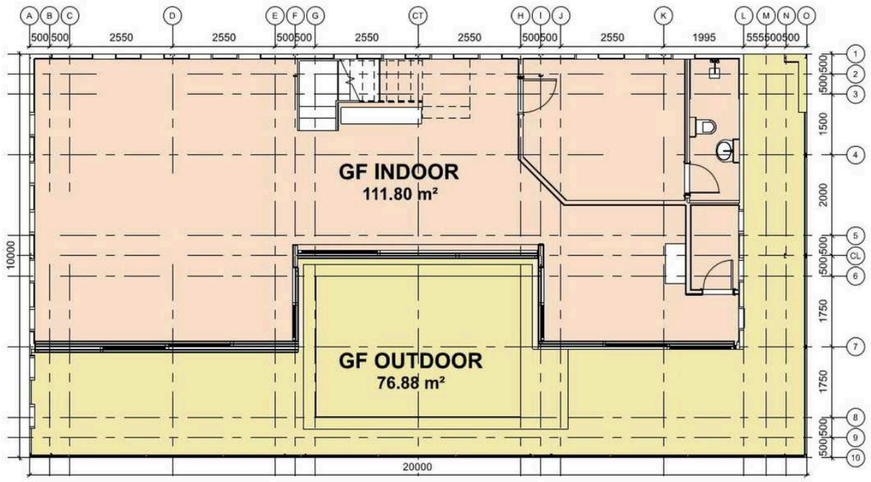

111.8 sqm
Indoor GF

76.88 sqm
Outdoor GF

18.55 sqm
Swimming Pool

Areas L1

156.06 sqm
Indoor L1

31.47 sqm
Outdoor L1



BEST MARINE
DESIGN SERVICES

FLOATING VILLA COMPLEX

Areas

377 SQM

Area Schedule (Gross Building) /LEVEL				
Level	Name	Comments	Area	Perimeter
GF	GF INDOOR	INDOOR AREA	111.80 m²	53.7
GF	GF OUTDOOR	OUTDOOR AREA	76.88 m²	63.0
GF			188.68 m²	
L1	L1 INDOOR	INDOOR AREA	156.06 m²	56.5
L1	L1 OUTDOOR	OUTDOOR AREA	31.47 m²	44.0
L1			187.53 m²	
Grand total			376.21 m²	

Area Schedule (Gross Building) /TYPE				
Level	Comments	Name	Area	Perimeter
GF	INDOOR AREA	GF INDOOR	111.80 m²	53.7
L1	INDOOR AREA	L1 INDOOR	156.06 m²	56.5
INDOOR AREA			267.86 m²	
GF	OUTDOOR AREA	GF OUTDOOR	76.88 m²	63.0
L1	OUTDOOR AREA	L1 OUTDOOR	31.47 m²	44.0
OUTDOOR AREA			108.35 m²	
Grand total			376.21 m²	

BEST MARINE
DESIGN SERVICES

FLOATING VILLA COMPLEX

Ground Floor

75%

Our Specific Progress

June until September



© ALL RIGHTS RESERVED | BM DESIGN SERVICES | WATER RESORT

Rooms GF

1. LIVING Room | 74 sqm
2. KITCHEN | 15 sqm
3. BEDROOM 1 | 14 sqm
4. STORE | 3 sqm
5. BATHROOM | 4 sqm

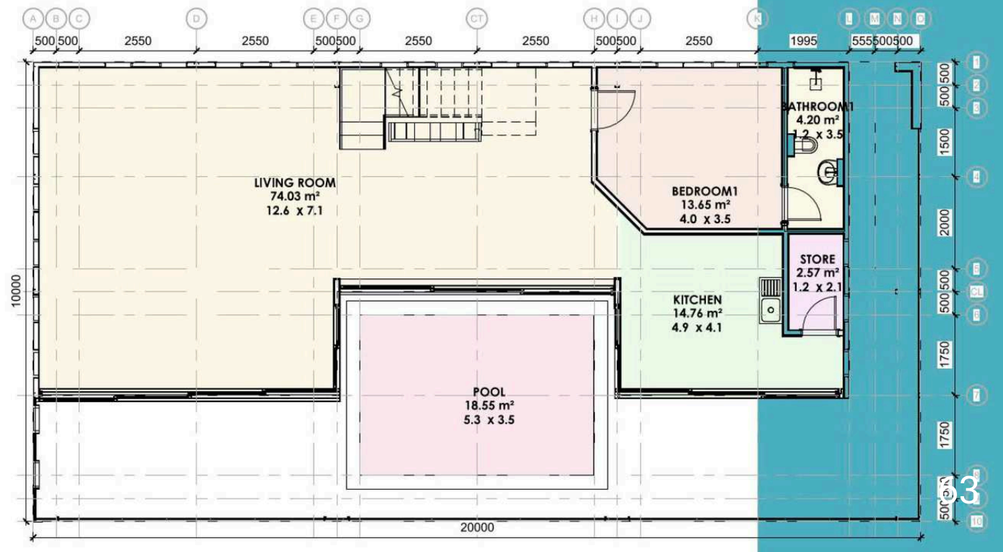

© ALL RIGHTS RESERVED | BM DESIGN SERVICES | WATER RESORT

BEST MARINE
DESIGN SERVICES

FLOATING VILLA COMPLEX

LEVEL 1

75%

Our Specific Progress
June until September

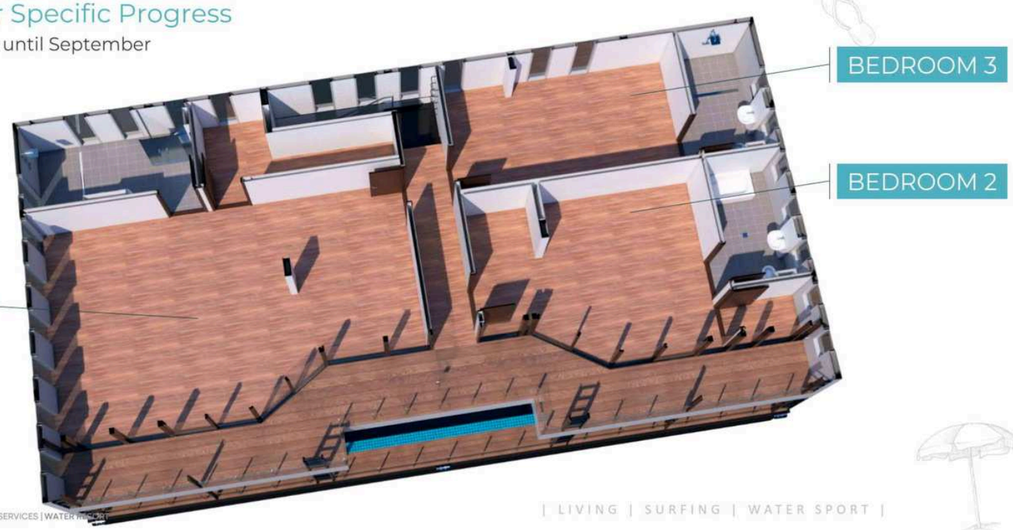

© ALL RIGHTS RESERVED | BM DESIGN SERVICES | WATER

| LIVING | SURFING | WATER SPORT |

Room Schedule			
Level	Name	Area	Perimeter
GF	KITCHEN	14.76 m²	17.4
GF	BEDROOM1	13.65 m²	14.2
GF	LIVING ROOM	74.03 m²	46.3
GF	BATHROOM1	4.20 m²	9.2
GF	STORE	2.57 m²	6.6
GF		109.20 m²	
L1	BEDROOM 2	25.41 m²	23.0
L1	MASTER BEDROOM	52.32 m²	29.5
L1	MASTER BATHROOM	11.08 m²	13.3
L1	MASTER DRESSING	7.35 m²	13.7
L1	BEDROOM3	21.73 m²	18.9
L1	BATHROOM3	7.03 m²	11.2
L1	BATHROOM2	6.81 m²	10.7
L1	DRESSING2	2.45 m²	6.0
L1	LOBBY	12.38 m²	22.4
L1		146.56 m²	
Grand total		255.76 m²	

Rooms L1

1. MASTER Bedroom | 53 sqm
2. MASTER Bathroom | 11 sqm
3. MASTER Dressing | 7 sqm
4. BEDROOM 2 | 25 sqm
5. BATHROOM 2 | 7 sqm
6. DRESSING 2 | 2 sqm
7. BEDROOM 3 | 22 sqm
8. BATHROOM 3 | 7 sqm
9. LOBBY | 12 sqm

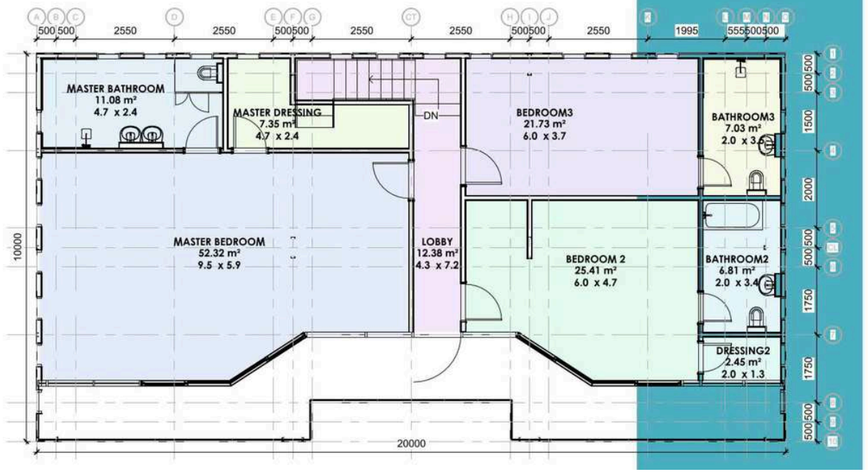

ROOMS

256 SQM

BEST MARINE
DESIGN SERVICES

FLOATING VILLA
COMPLEX



Swimming Pool

5.3 x 3.5m
18.55 sqm
26 m3

Heating

Cooling

BEST MARINE
DESIGN SERVICES

WATER RESORT
RAK, UAE







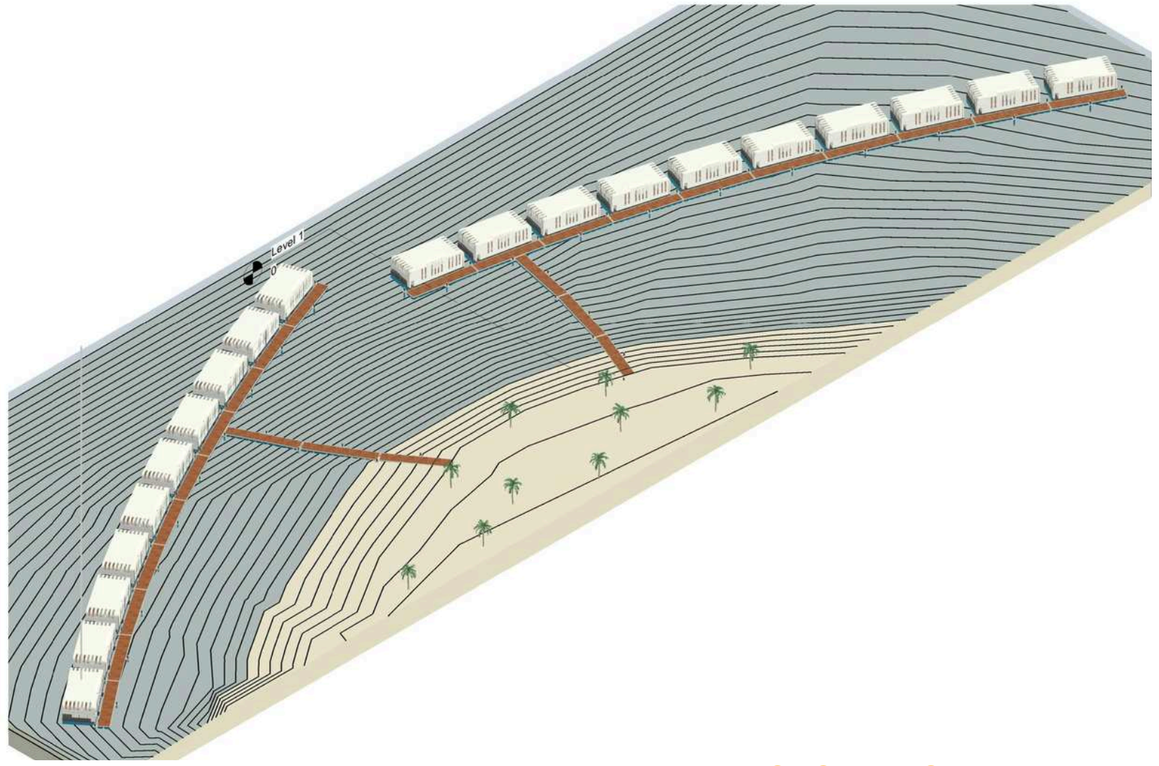

1 3D VIEW

SHEET LIST

	Sheet Name
A001	Cover
A002	COVER 3D VIEW
A003	SHEET LIST
A101	SITE GENERAL VIEW
A102	PLAN GENERAL
A103	PLAN LEFT
A104	PLAN RIGHT
A105	DETAIL 1
A106	DETAIL 2

BEST MARINE
DESIGN SERVICES

WATER RESORT
RAK, UAE

Notes General											
Note Number	Note Text	Length	Wide	Area	Pilles	Villa Nr	Pontoon Nr	Details	Total Area Villas	Total Area Pontoons	Total Pilles
4	FLOATING VILLAS	20	10	400 m²	0	20	0	2 LEVELS, TOTAL 400 sqm	8000 m²	0 m²	0
5	PONTOONS	24	4	96 m²	2	0	20	24x4m, 96sqm	0 m²	1920 m²	40
6	ACCESS PONTOONS	24	4	96 m²	2	0	6	24x4m, 96sqm	0 m²	576 m²	12

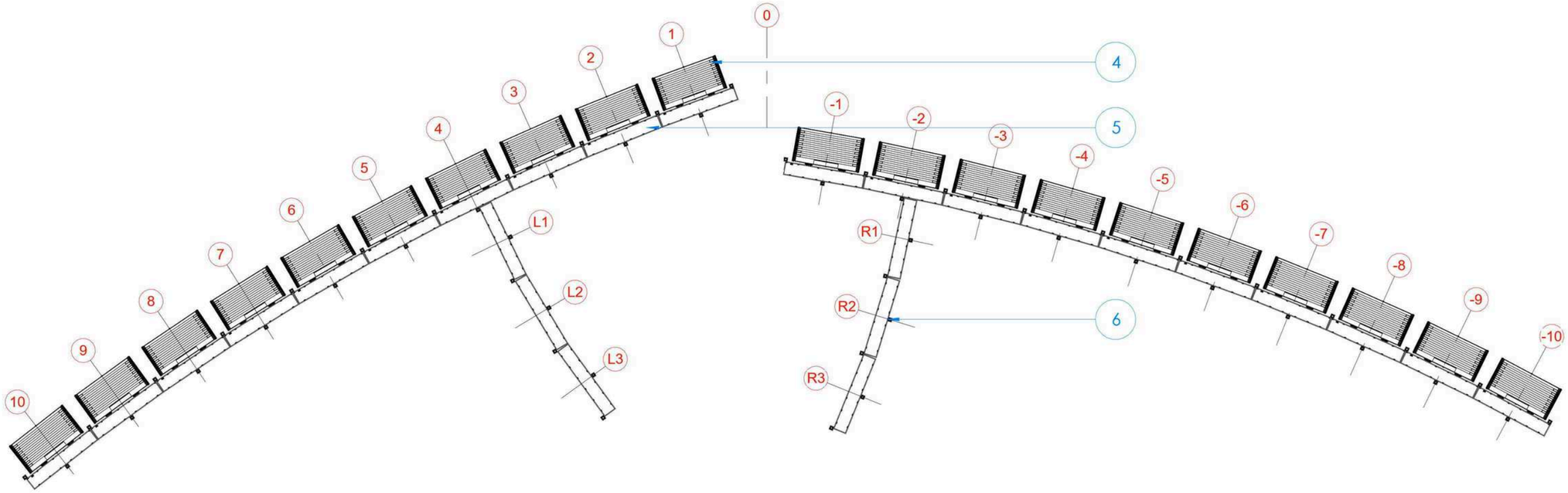

1 PLAN GENERAL
1 : 1200

Date	Description	Revision Number

REVISIONS

RaK
RaK, UAE
CLIENT

Water Resort RaK
PROJECT

PLAN GENERAL
SHEET NAME

1 : 1200
SCALE

BMDS0097
PROJECT NO.

Issue Date
DATE

A102
SHEET

BEST MARINE
DESIGN SERVICES

WATER RESORT
RAK, UAE

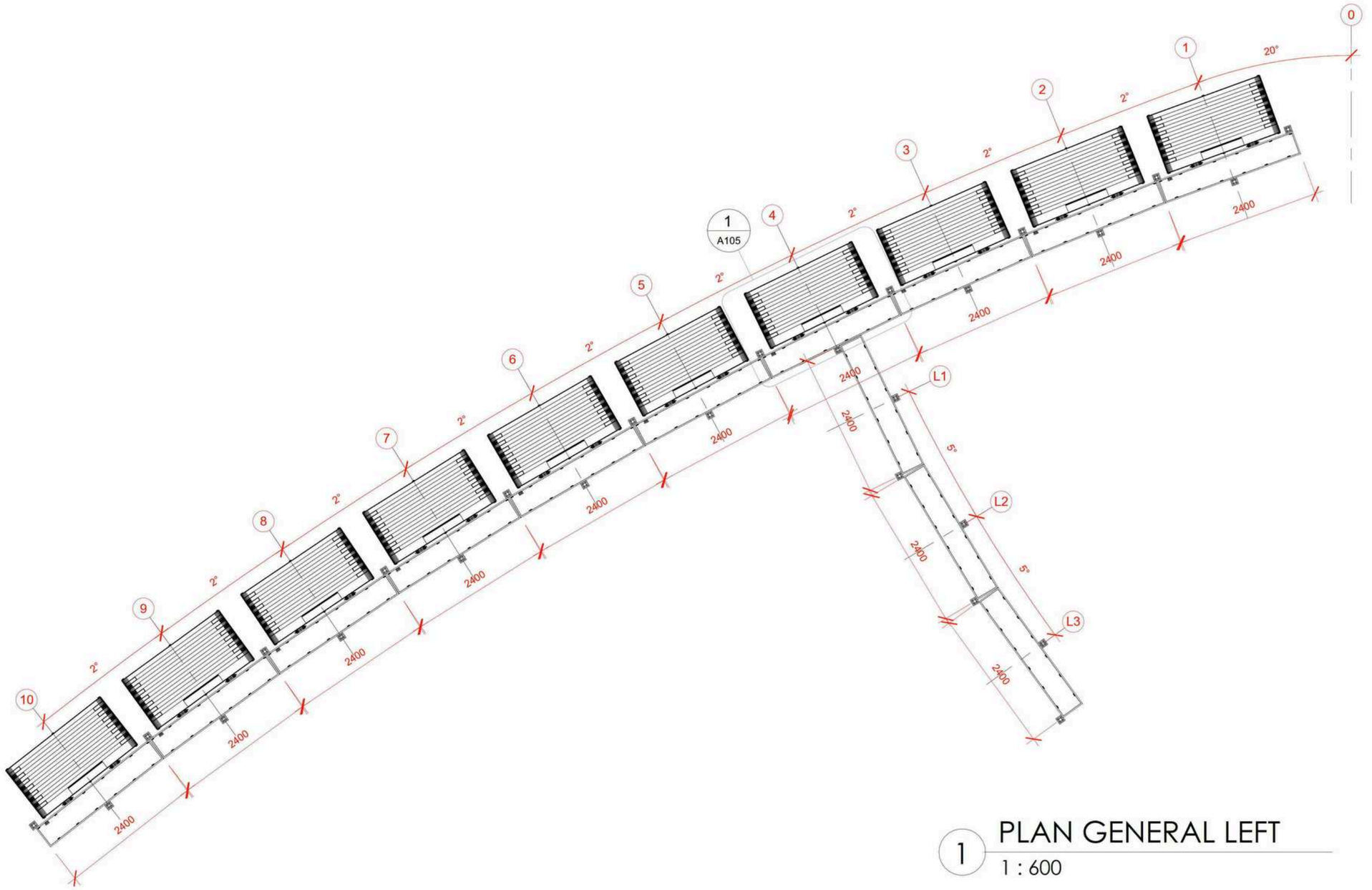

1 PLAN GENERAL LEFT
1 : 600

Date	Description	Revision Number							
			RaK RaK, UAE	Water Resort RaK	PLAN LEFT	1 : 600	BMDS0097	Issue Date	A103
REVISIONS			CLIENT	PROJECT	SHEET NAME	SCALE	PROJECT NO.	DATE	SHEET

BEST MARINE
DESIGN SERVICES

WATER RESORT
RAK, UAE

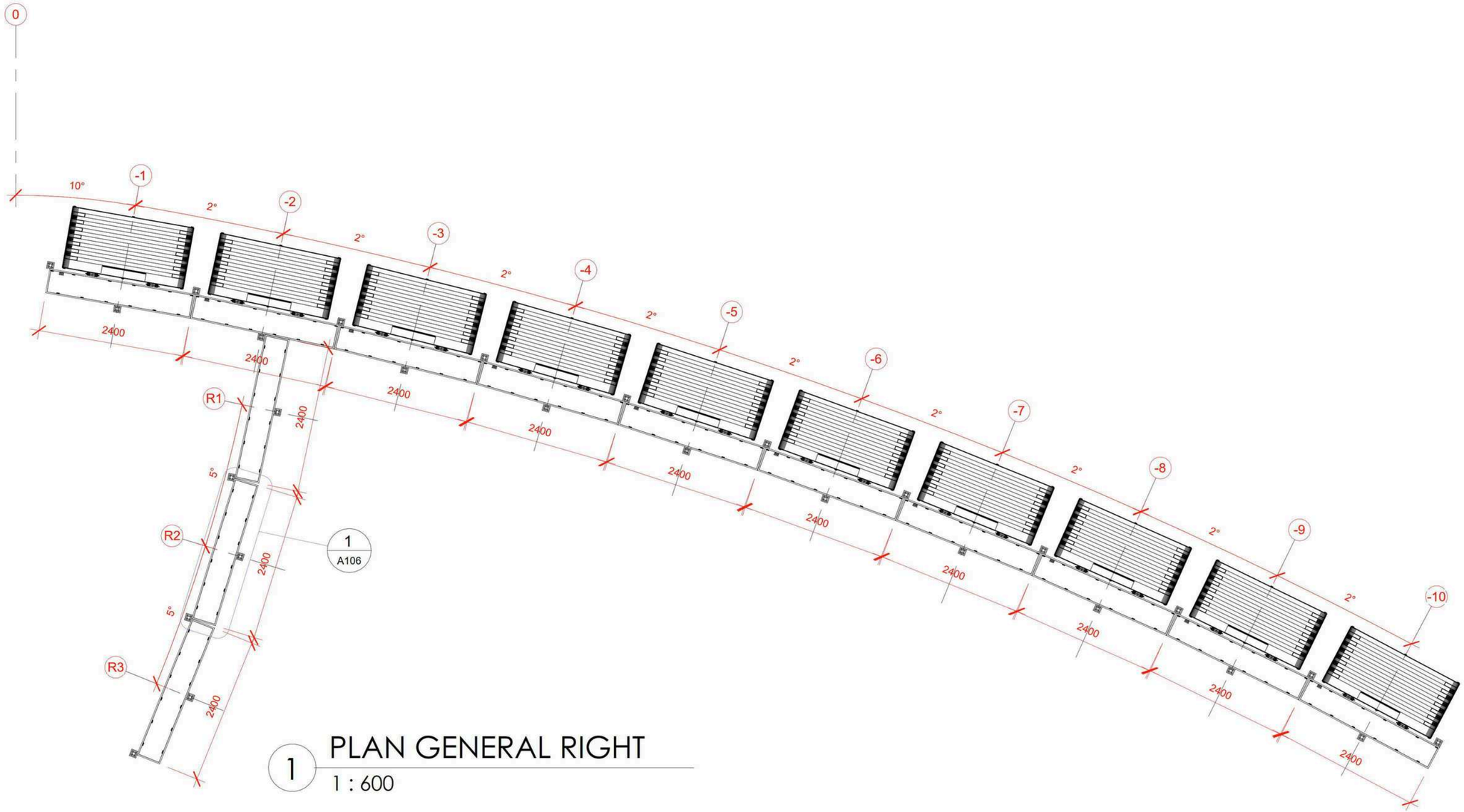

1 PLAN GENERAL RIGHT
1 : 600

Date	Description	Revision Number

REVISIONS

RaK
RaK, UAE
CLIENT

Water Resort RaK
PROJECT

PLAN RIGHT
SHEET NAME

1 : 600
SCALE

BMDS0097
PROJECT NO.

Issue Date
DATE

A104
SHEET

BEST MARINE
DESIGN SERVICES

WATER RESORT
RAK, UAE

Notes Detail							
Note Number	Note Text	Nr/	Villa Nr	Pontoon Nr	Details	Total Bouy	Total
7	Mooring Cleats	12	0	26		0	312
8	LED Light	12	0	26		0	312
9	Buoy	2	20	26		40	52
10	Safety	1	0	26		0	26
11	Electrical Panel	1	0	26		0	26
12	Rubber	1	0	26		0	26
13	Cable Tray	26	0	26		0	676
14	Pipe 2"	26	0	26		0	676

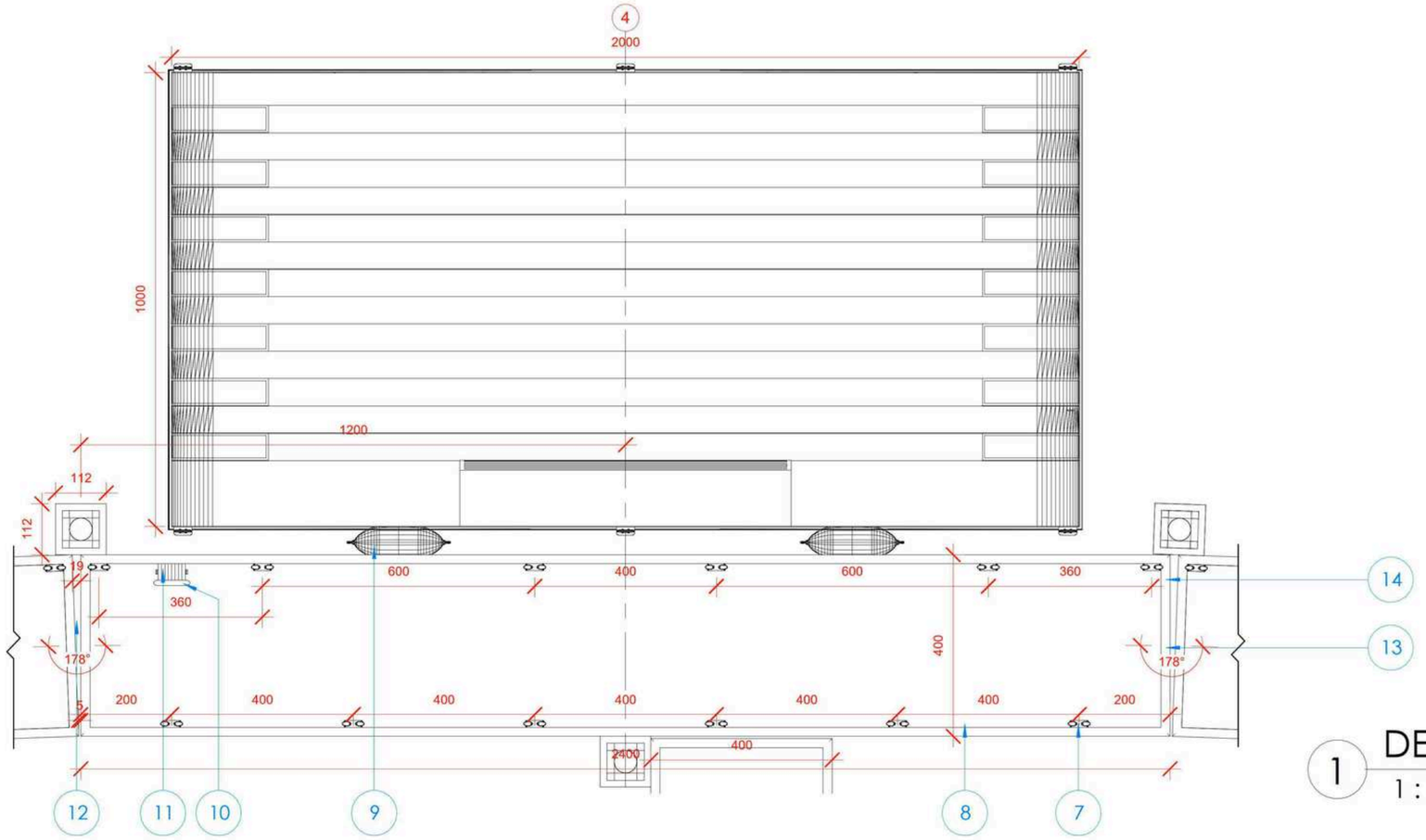

1 DETAIL 1
1 : 100

Date	Description	Revision Number							
			RaK RaK, UAE	Water Resort RaK	DETAIL 1	1 : 100	BMDS0097	Issue Date	A105
REVISIONS			CLIENT	PROJECT	SHEET NAME	SCALE	PROJECT NO.	DATE	SHEET

BEST MARINE
DESIGN SERVICES

WATER RESORT
RAK, UAE

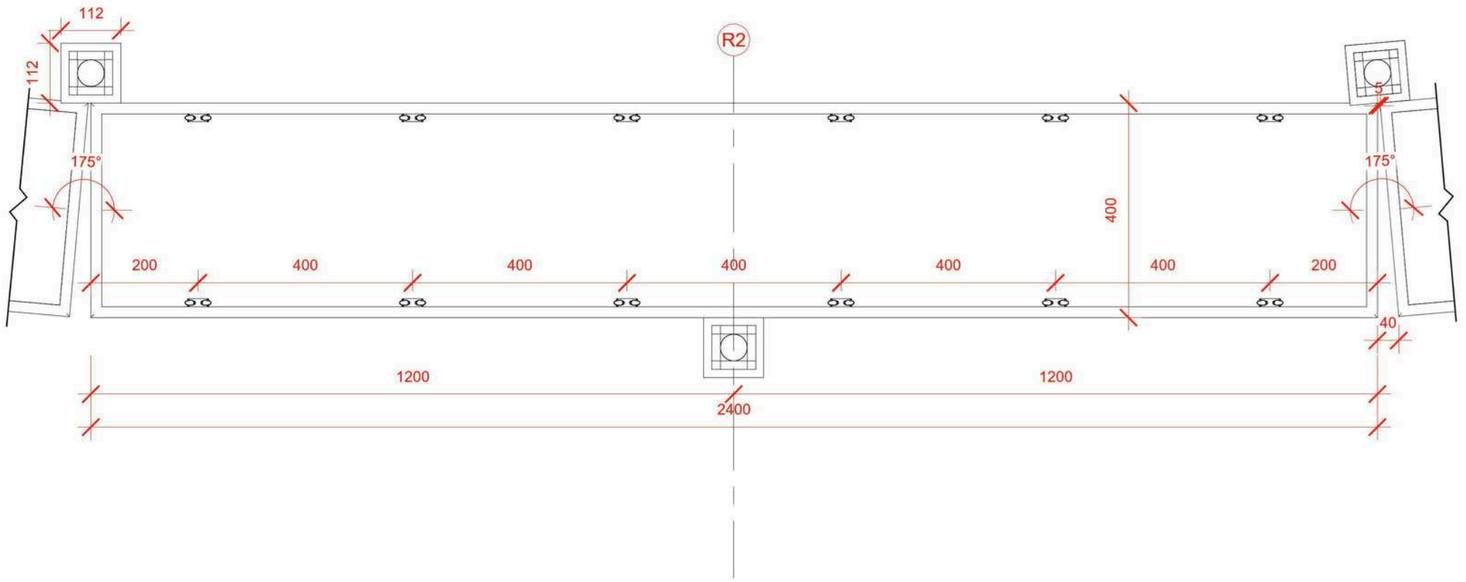

1 DETAIL 2
1 : 100

Date	Description	Revision Number								
			RaK RaK, UAE	BM DESIGN SERVICES	Water Resort RaK	DETAIL 2	1 : 100	BMDS0097	Issue Date	A106
REVISIONS			CLIENT		PROJECT	SHEET NAME	SCALE	PROJECT NO.	DATE	SHEET

BEST MARINE
DESIGN SERVICES

★ FLOATING ISLAND



BEST MARINE
DESIGN SERVICES

FLOATING ISLAND

LOA 14M
BEAM 8M
DRAFT 0.6M



BEST MARINE
DESIGN SERVICES

FLOATING ISLAND

LOA 14M
BEAM 8M
DRAFT 0.6M



BEST MARINE
DESIGN SERVICES

FLOATING ISLAND

LOA 14M
BEAM 8M
DRAFT 0.6M



BEST MARINE
DESIGN SERVICES

FLOATING ISLAND

LOA 14M
BEAM 8M
DRAFT 0.6M







BEST MARINE
DESIGN SERVICES

★FLOATING DOCK



BEST MARINE
DESIGN SERVICES

FLOATING DOCK

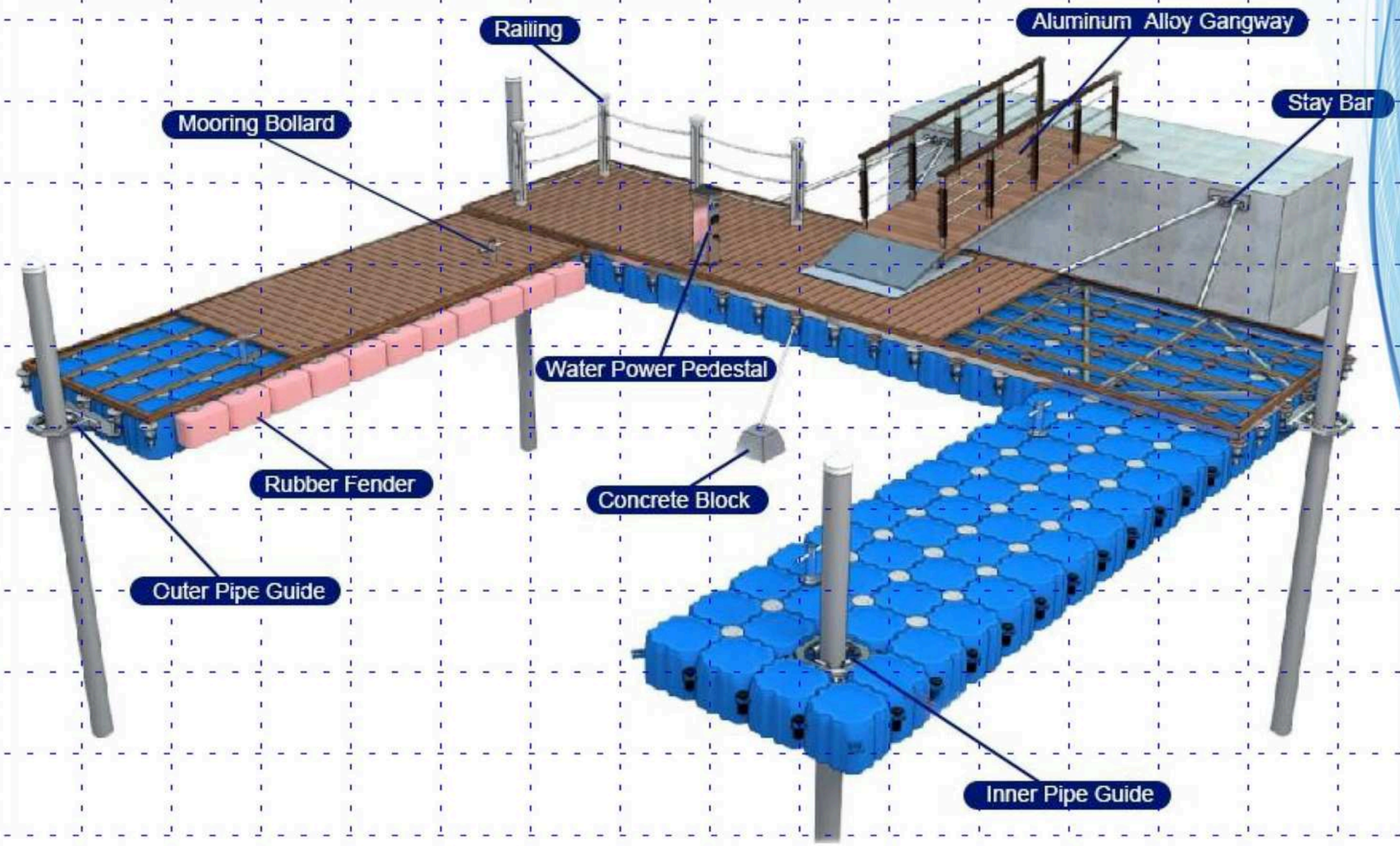

BEST MARINE
DESIGN SERVICES

FLOATING DOCK

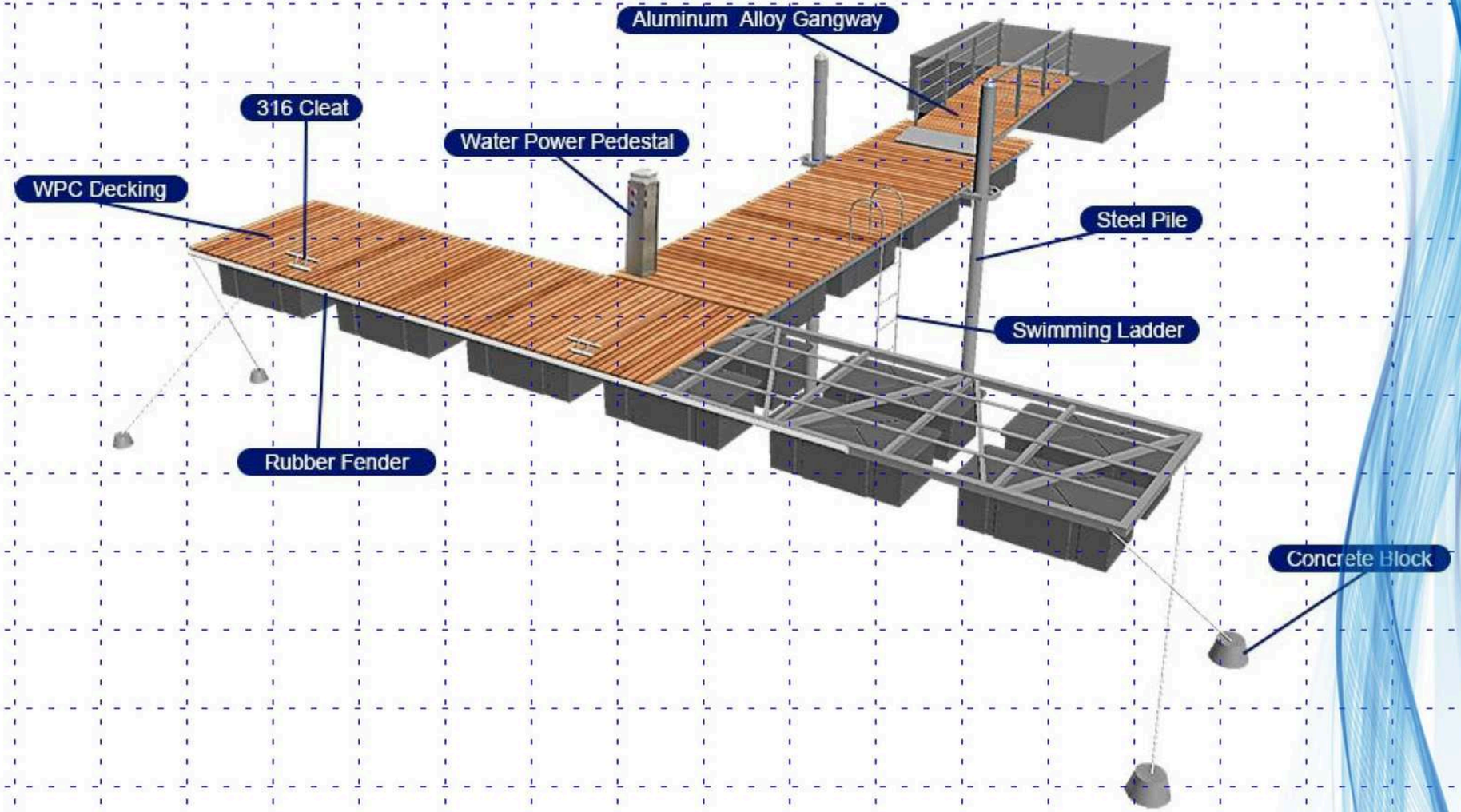

BEST MARINE
DESIGN SERVICES

FLOATING DOCK









BEST MARINE
DESIGN SERVICES

FLOATING DOCK









BEST MARINE
DESIGN SERVICES

FLOATING DOCK

PE Float



BEST MARINE
DESIGN SERVICES



BEST MARINE
DESIGN SERVICES

YACHT PRESENTATION

LOA 77M
BEAM 12M
DRAFT 3M



BEST MARINE
DESIGN SERVICES

YACHT PRESENTATION



BEST MARINE
DESIGN SERVICES

YACHT PRESENTATION









BEST MARINE
DESIGN SERVICES

YACHT
PRESENTATION



BEST MARINE
DESIGN SERVICES

YACHT
PRESENTATION

INTERIOR













BEST MARINE
DESIGN SERVICES

YACHT
PRESENTATION

INTERIOR







BEST MARINE
DESIGN SERVICES

YACHT
PRESENTATION

INTERIOR









Floating Sports Structures

Mini Football, Basketball, Padel

It helps all the waterfront resorts, marinas, and developers set up fun, active spots for guests, and save their ground space for other activities.

DESIGN & BUILD

SURFING & WATER SPORT

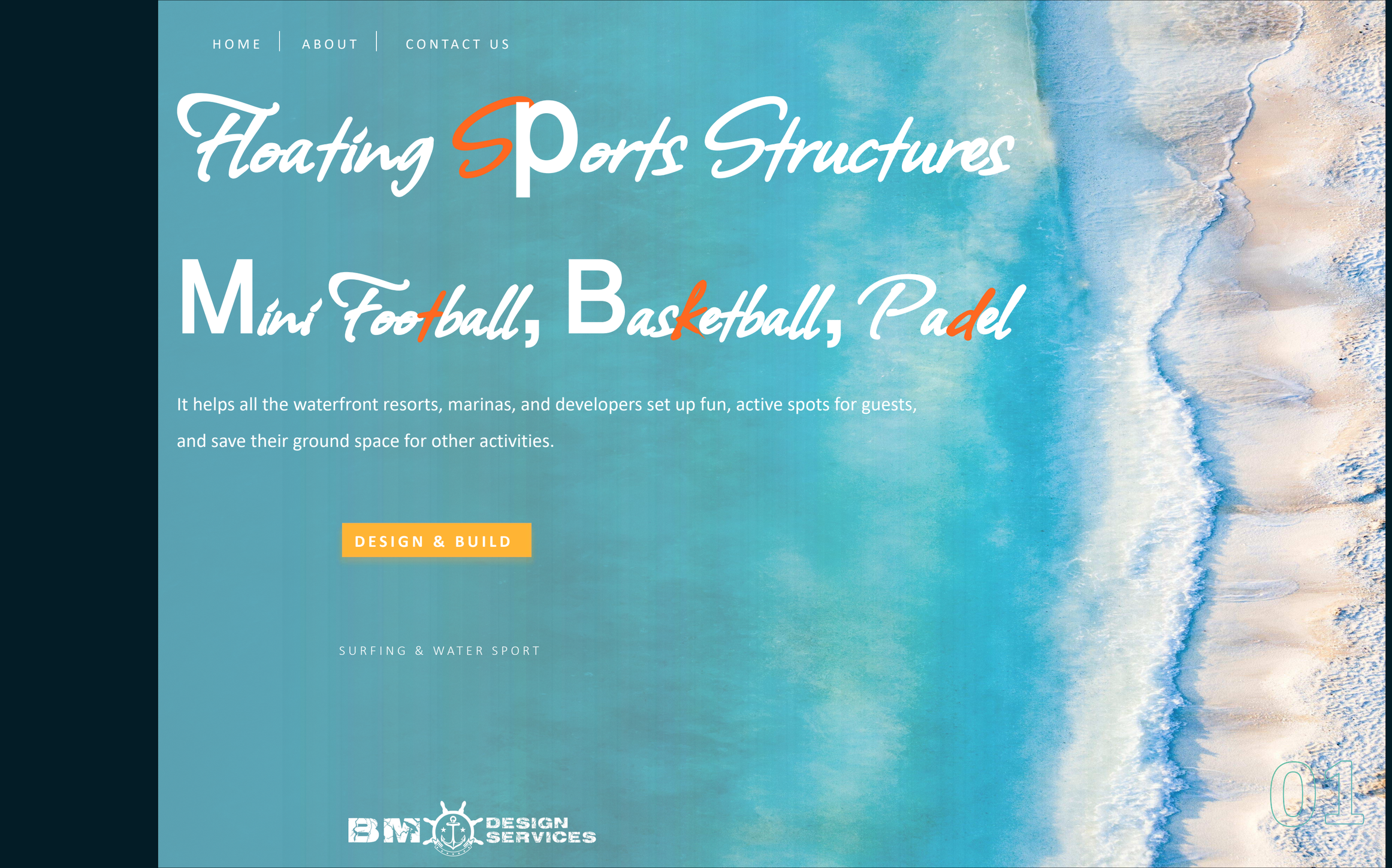

BM DESIGN SERVICES

Floating Sports Structure

Floating courts are not just about convenience—they create a one-of-a-kind playing environment that players love. Here's why this option is gaining attention:

Unique Gaming Experience
Environment-Friendly Solution
Maximized Land Use
Mobility & Flexibility:
Accessibility

WATER SPORT

SURFING & WATER SPORT

Mini Football,

Basketball,

Padel

BM DESIGN SERVICES

Our Sports Structures

S P E C I F I C A T I O N S

- COURT DIMENSIONS: 20m x 10m
- PLATFORM DIMENSIONS: 22m x 12m
- PLATFORM STEEL WEIGHT: 60T
- FENCES HEIGHT: 4m





About our Floating Sports structure

01 FEASIBILITY

02 DESIGNING

03 FLOORING

04 INSTALLING

05 SAFETY

Court Feasibility

PROCCESS 20%

Step 1: Assessing Site Feasibility

The first step in floating court construction is evaluating the location. Key factors include:

- **Water Depth & Stability:** Ensure the water body can accommodate a floating structure without compromising safety.
- **Permits & Approvals:** Local regulations may require environmental and structural assessments before you begin.
- **Accessibility & Logistics:** Consider how players, equipment, and maintenance staff will access the court.

Working with experienced engineers and contractors is crucial at this stage. They will help conduct surveys and create a feasibility report to determine if a floating court is suitable for your property.



Experience

Explore Now

PROCCESS 40%



Court Designing

Step 2: Designing the Floating Platform

The floating platform is the foundation of the project. Many modern floating courts use marine steel or floating concrete modules because they offer excellent durability, stability, and resistance to corrosion. These modules are specifically engineered to withstand waves, wind, and the weight of players and equipment.

When designing the platform, factors like size, buoyancy, anchoring systems, and safety features (such as railings and lighting) must be considered. The platform must meet international safety standards and provide a smooth, stable playing experience.





Court Flooring System

PROCCESS **60%**

Step 3: Selecting the Right Flooring System

Sports courts require high-performance flooring that ensures player comfort and safety. Flooring for a floating court must be weather-resistant, slip-resistant, and durable. The surface should offer proper ball bounce and grip to ensure a professional playing experience.

At this stage, ASTM-compliant resilient flooring systems are recommended to guarantee abrasion, puncture, and impact resistance. Quality flooring ensures your floating padel court is not just visually appealing but also long-lasting.

Court Installation

PROCCESS 80%

Step 4: Installing the Court Structure

Once the platform is ready, the court enclosure and playing surface are installed. This step includes:

- Metal or Glass Enclosure: The courts use polycarbonate panels and mesh fencing for visibility and safety.
- Surface Installation: The chosen flooring material is installed on the platform, ensuring proper leveling and alignment.
- Lighting Setup: LED floodlights can be added for nighttime play and events.
- Proper installation ensures the court performs well under different weather conditions, giving players a professional experience.



PROCCESS 100%

Court Safety & Quality

Step 5: Safety and Quality Checks

Before opening the court to players, safety inspections and quality checks must be completed. This includes verifying:

- Platform stability and anchoring systems.
- Surface evenness and grip levels.
- Structural integrity of glass panels and fencing.
- Compliance with international dimensions and specifications.

Once the court passes these inspections, you're ready for the grand opening.



Floating Sports Court Potential Locations in UAE

We

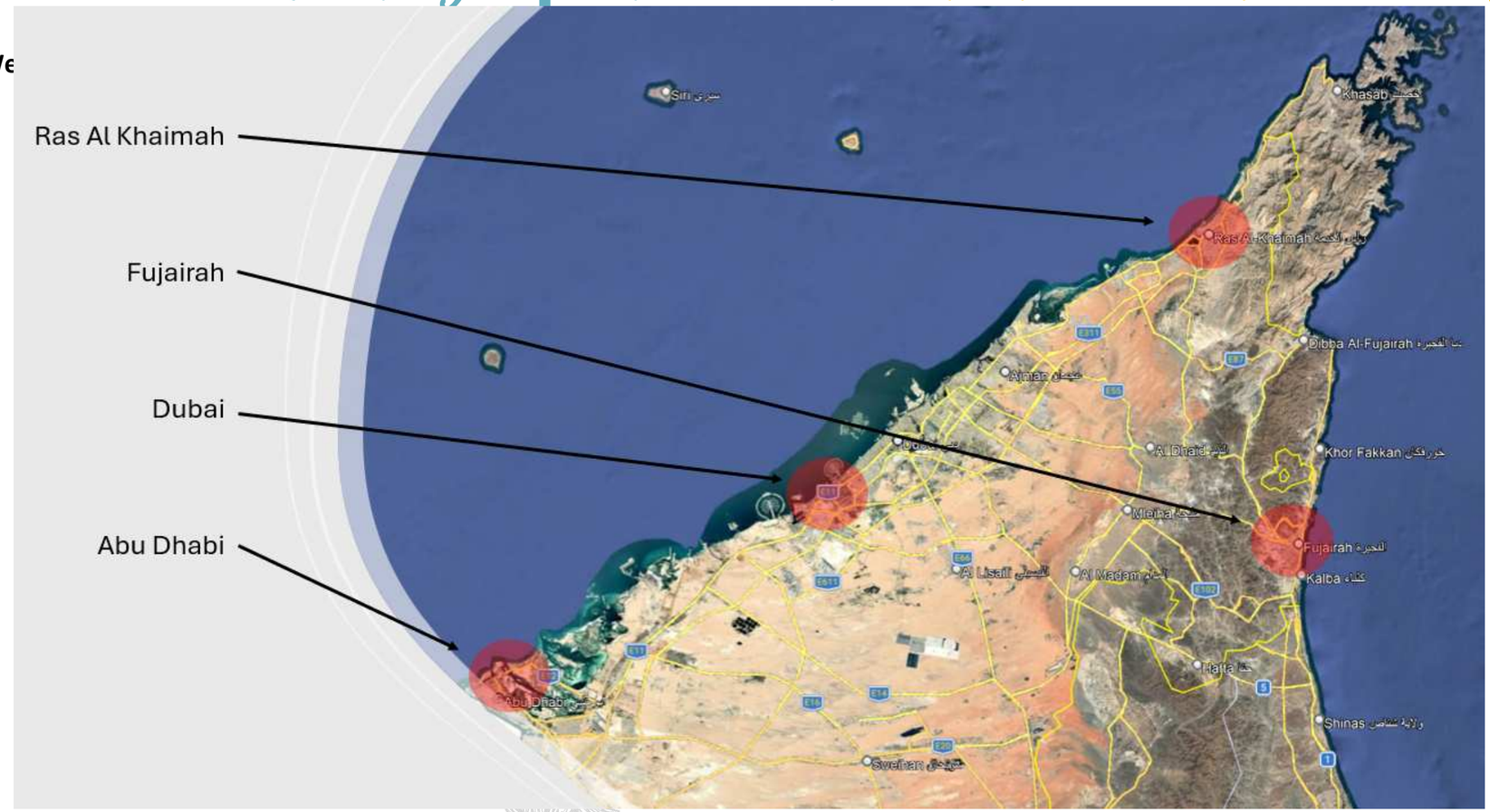

Floating Sports Court Potential Locations in UAE

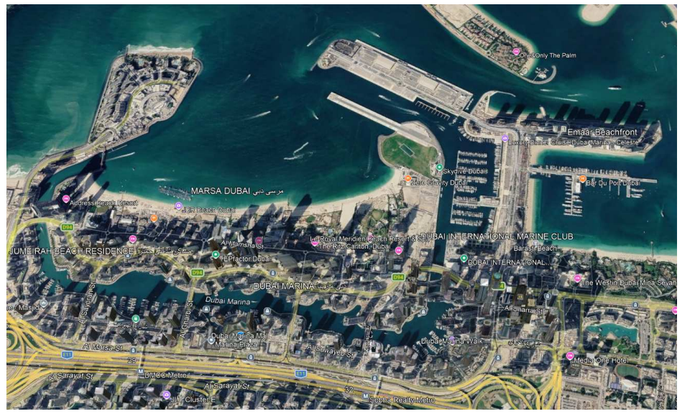

Dubai, **JBR area**

Dubai, Palm Jumeirah





Dubai, Business Bay

Floating Sports Court Potential Locations in UAE



RAK, Marjan Island



r Marina



Abu Dhabi, Hidd Al Saadyiat Marina

Contact Us

+971 50 672 5780

catalin.stanciu@bmdesign.services
info@bmdesign.services

Thank You

BM DESIGN SERVICES LLC ABU DHABI



BEST MARINE
DESIGN SERVICES

★OUR WORKS!



BEST MARINE
DESIGN SERVICES

PROJECTS













BEST MARINE
DESIGN SERVICES

PROJECTS







BEST MARINE
DESIGN SERVICES

PROJECTS









BEST MARINE
DESIGN SERVICES

PROJECTS



BEST MARINE
DESIGN SERVICES

PROJECTS









BEST MARINE
DESIGN SERVICES

PROJECTS





BEST MARINE
DESIGN SERVICES

PROJECTS











BEST MARINE
DESIGN SERVICES

PROJECTS











info@bestmarinedesign.com
+971 547 999 745
www.bestmarinedesign.com
Abu Dhabi 54513, UAE



BEST MARINE
DESIGN SERVICES